




Water Dashboard

Login or create a user profile for the Water Dashboard to access your water budget and consumptive use information in the Semitropic Water Storage District

 Sign Up for an Account

Login to your Water Dashboard

Email

Password

[Forgot password?](#)

 Sign in

For the best experience please [click here](#) to download



Other browsers may not be fully supported.

Create your
Account Login



Create a User Profile

Your user profile provides a central location for you to access your water accounts in Semitronic Groundwater Sustainability Agency (GSA).

[← Already have a login?](#)

First Name

Last Name

Email

We will email you a link to verify your email and activate your user profile

Sign Up 

**Enter
First & Last Name
And Email**

Signup and you will receive an activation link in your email

Create a User Profile

Your user profile provides a central location for you to access your water accounts in Semitropic Groundwater Sustainability Agency (GSA).

← Already have a login?

First Name

Don

Last Name

Smith

Email

dsmith@semitropicgsa.com

We will email you a link to verify your email and activate your user profile

Sign Up 

Enter
First & Last Name
And Email

Signup and you will receive an activation link in your email



Create a User Profile

Your user profile provides a central location for you to access your water accounts in Semitropic Groundwater Sustainability Agency (GSA).

← Already have a login?

Thanks for signing up!

A link will be sent to your email to activate your email address
dsmith@semitropicgsa.com

If you don't get an email within a few minutes, please check your information and re-try.

Retry Signup

Didn't get the email?
Click "Retry Signup" and check your spam/junk folder



Activate your profile

Hello Don Smith,

Thank you for signing up to the Water Dashboard.

You are only one step away from accessing your Water Dashboard Profile. Please click on the link below to Activate Your Profile.

Email: dsmith@semitropicgsa.com

Name: Don Smith

Once you get the email

click on the link



Activate Your Water Dashboard Profile

Create a User Profile

Enter A Password

Provides a central location for you to access your water accounts in all three Semitropic Groundwater Sustainability Agency (GSA).

Set Password

.....

Confirm Password

.....

Password Must:

- Be a minimum of 8 characters
- Include at least one lowercase letter (a-z)
- Include at least one uppercase letter (A-Z)

Enter Additional Name & Contact Information

First name

Don

Last name

Smith

Email

dsmith@semitropicgsa.com

Company/Business Name

Smith Orchards

Phone

661-555-5555

e.g "(xxx) xxx-xxxx"

Type

Mobile



Phone 2

(optional)

e.g "(xxx) xxx-xxxx"

Type

Mobile



[Already have a login?](#)

Create Profile & Login

Shared View

 Dashboard

WD3397


Don's Orchard

Don Smith

(661) 555-5555

Member Menus

 Home

 Water Accounts

 Invoices

 Glide Path

 Usage by Month

Water Account Manager

A water account is like a bank account that represents your water budget. All parcels in a water account are considered to be managed and operated under



Where do I get an Auth Code?

You should have received an auth code in the mail from the Semitropic Groundwater Sustainability Agency (GSA).

This code will allow you to access your water accounts and view your water budget and consumptive use information.

FROM

Semitropic Groundwater Sustainability Agency (GSA)

1101 Central Avenue Wasco, CA 93280
(661) 758-5113

Welcome to the Water Dashboard

Track allocations and usage, share access with others, and view invoices online. To begin, you'll need your activation code printed below.

ACTIVATION CODE

384726



Scan the QR or visit

Postcard/Mail with
Auth Code

For Illustration
Purposes Only

Enter you Auth Code



Water Account Man

A water account is like a bank acc

Enter Auth Code

Where do I get an Auth Code?

You should have received an auth code in the mail from the Semitropic Groundwater Sustainability Agency (GSA).

This code will allow you to access your water accounts and view your water budget and consumptive use information.

Enter Auth Code



SEMITROPIC WATER STORAGE

DIST ET AL



Enter another auth code

Cancel

OK

Add Water Account to your Login

**Enter your Auth Code
& Verify Entity Name**

Water Account Summary Table

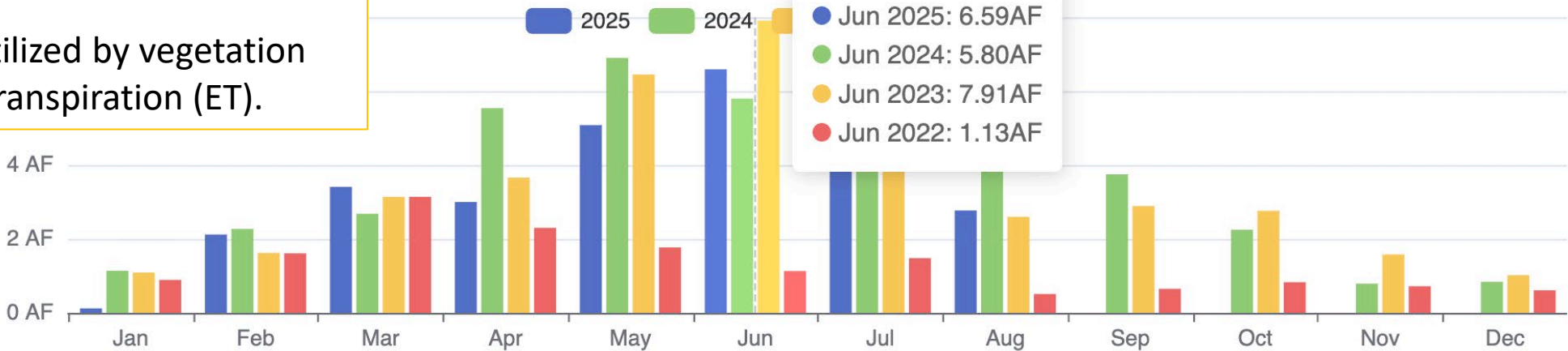
Semitropic Water Storage District		Consumptive Use (ET)	Base Supply	Temporary Consumptive Use Allowance	Total Water Supply	Water Budget Variance	Shape Acres
SWSD GSA Billing Period (Jan 24 - Dec 24)	<div>Usage</div> <div>Supply</div>	43.87 AF	16.11 AF	- AF	16.11 AF	27.76 AF	18.98

SWSD GSA

Consumptive Use (ET)

The volume of water utilized by vegetation measured as evapotranspiration (ET).

ET Usage By Month



Show All Years	Jan	Feb	Mar	Apr	May	Jun	Jul	Aug	Sep	Oct	Nov	Dec	Total AF	Total AF/Ac.
2024	1.14	2.27	2.68	5.54	6.90	5.80	6.41	5.50	3.75	2.25	0.79	0.84	43.87	2.29

Water Account Summary Table

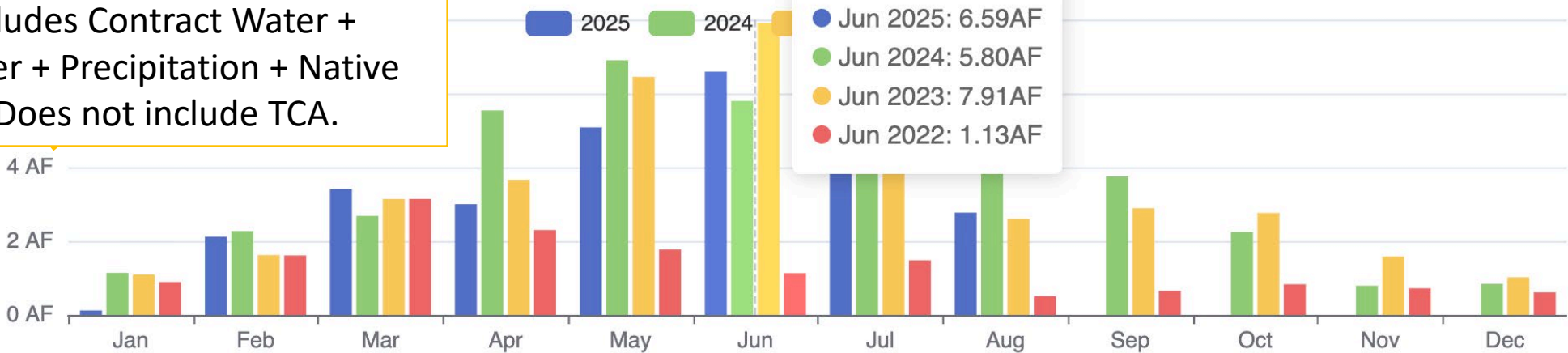
Semitropic Water Storage District		Consumptive Use (ET)	Base Supply	Temporary Consumptive Use Allowance	Total Water Supply	Water Budget Variance	Shape Acres
SWSD GSA Billing Period (Jan 24 - Dec 24)	<div>Usage</div> <div>Supply</div>	43.87 AF	16.11 AF	- AF	16.11 AF	27.76 AF	18.98

SWSD GSA

Base Supply

Base Supply includes Contract Water + Supplemental Water + Precipitation + Native Groundwater. Does not include TCA.

ET Usage By Month



Show All Years

	Jan	Feb	Mar	Apr	May	Jun	Jul	Aug	Sep	Oct	Nov	Dec	Total AF	Total AF/Ac.
2024	1.14	2.27	2.68	5.54	6.90	5.80	6.41	5.50	3.75	2.25	0.79	0.84	43.87	2.29

Water Account Summary Table

Semitropic Water Storage District		Consumptive Use (ET)	Base Supply	Temporary Consumptive Use Allowance	Total Water Supply	Water Budget Variance	Shape Acres
SWSD GSA Billing Period (Jan 24 - Dec 24)	<div>Usage</div> <div>Supply</div>	43.87 AF	16.11 AF	- AF	16.11 AF	27.76 AF	18.98

SWSD GSA

All

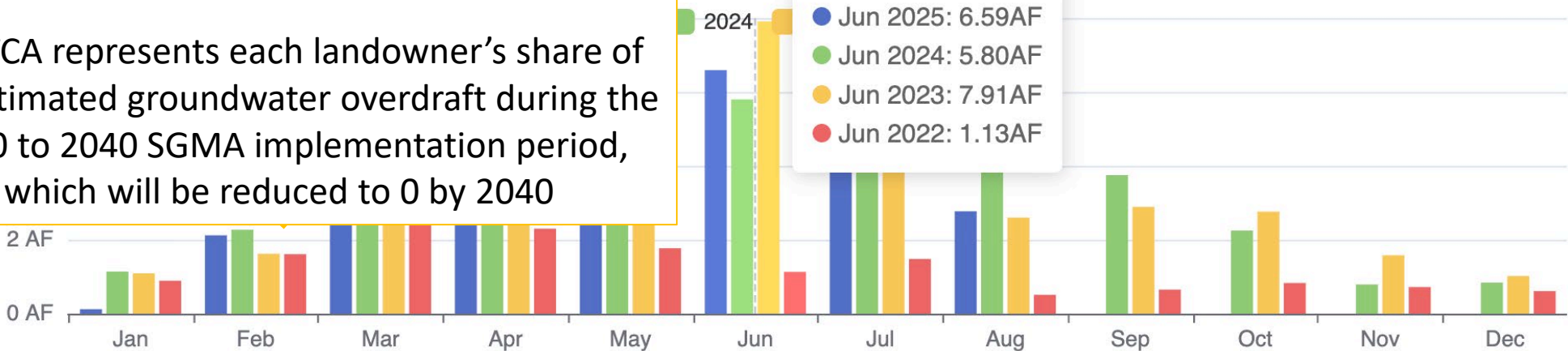
None

☒ 047-250-14

Temporary Consumptive-Use Allowance (TCA):

The TCA represents each landowner's share of the estimated groundwater overdraft during the 2020 to 2040 SGMA implementation period, which will be reduced to 0 by 2040

Usage By Month



Show All Years

	Jan	Feb	Mar	Apr	May	Jun	Jul	Aug	Sep	Oct	Nov	Dec	Total AF	Total AF/Ac.
2024	1.14	2.27	2.68	5.54	6.90	5.80	6.41	5.50	3.75	2.25	0.79	0.84	43.87	2.29

Water Account Summary Table


Semitropic Water Storage District		Consumptive Use (ET)	Base Supply	Temporary Consumptive Use Allowance	Total Water Supply	Water Budget Variance	Shape Acres
SWSD GSA Billing Period (Jan 24 - Dec 24)	<div>Usage</div> <div>Supply</div>	43.87 AF	16.11 AF	- AF	16.11 AF	27.76 AF	18.98

SWSD GSA

All

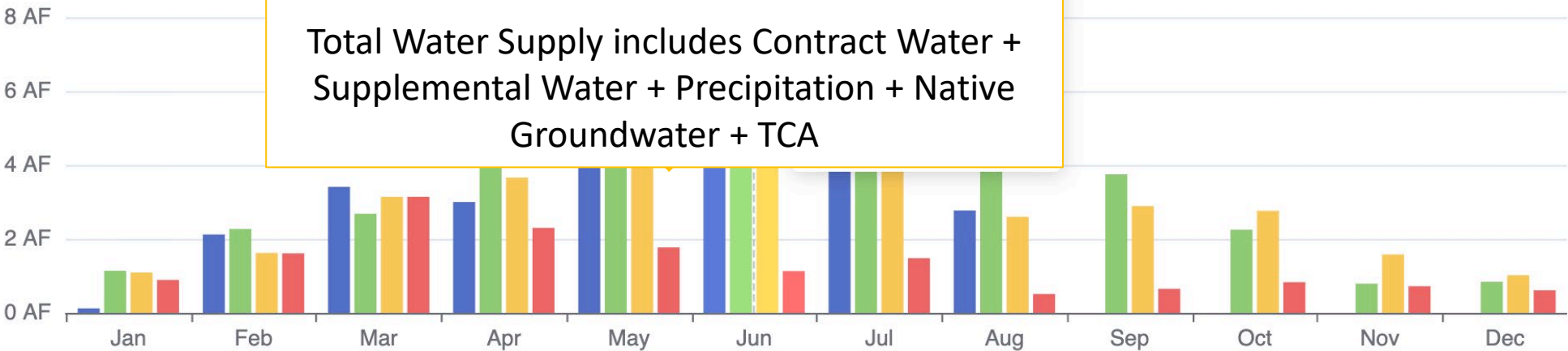
None

☒ 047-250-14



Total Water Supply:

Total Water Supply includes Contract Water + Supplemental Water + Precipitation + Native Groundwater + TCA



Show All Years

	Jan	Feb	Mar	Apr	May	Jun	Jul	Aug	Sep	Oct	Nov	Dec	Total AF	Total AF/Ac.
2024	1.14	2.27	2.68	5.54	6.90	5.80	6.41	5.50	3.75	2.25	0.79	0.84	43.87	2.29

Water Account Summary Table

Semitropic Water Storage District		Consumptive Use (ET)	Base Supply	Temporary Consumptive Use Allowance	Total Water Supply	Water Budget Variance	Shape Acres
SWSD GSA Billing Period (Jan 24 - Dec 24)	<div>Usage</div> <div>Supply</div>	43.87 AF	16.11 AF	- AF	16.11 AF	27.76 AF	18.98

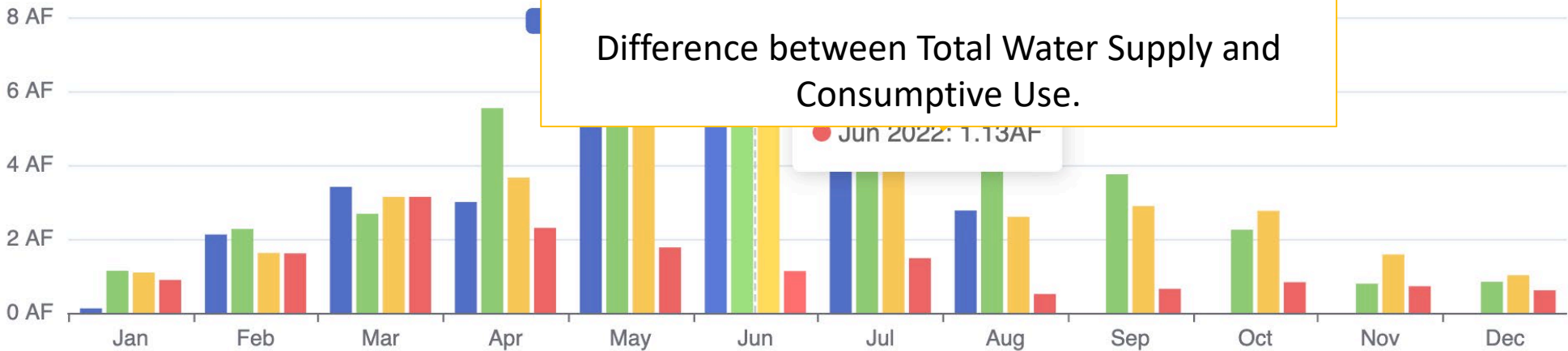
SWSD GSA

All

None

☒ 047-250-14

Water Budget Variance:
Difference between Total Water Supply and Consumptive Use.



Show All Years	Jan	Feb	Mar	Apr	May	Jun	Jul	Aug	Sep	Oct	Nov	Dec	Total AF	Total AF/Ac.
2024	1.14	2.27	2.68	5.54	6.90	5.80	6.41	5.50	3.75	2.25	0.79	0.84	43.87	2.29

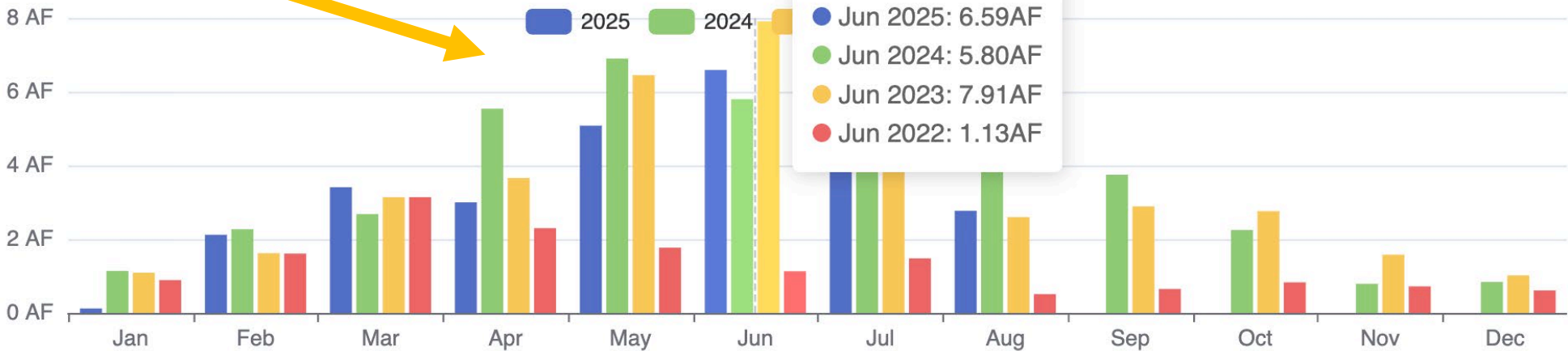
Water Account Summary Table							
Semitropic Water Storage District		Consumptive Use (ET)	Base Supply	Temporary Consumptive Use Allowance	Total Water Supply	Water Budget Variance	Shape Acres
SWSD GSA Billing Period (Jan 24 - Dec 24)	Usage Supply	43.87 AF	16.11 AF	- AF	16.11 AF	27.76 AF	18.98

Consumptive Use (ET) by Year

AllNone

☒ 047-250-14

ET Usage By Month



Show All Years	Jan	Feb	Mar	Apr	May	Jun	Jul	Aug	Sep	Oct	Nov	Dec	Total AF	Total AF/Ac.
2024	1.14	2.27	2.68	5.54	6.90	5.80	6.41	5.50	3.75	2.25	0.79	0.84	43.87	2.29

Water Account Summary Table

Water Account Summary Table							
Semitropic Water Storage District		Consumptive Use (ET)	Base Supply	Temporary Consumptive Use Allowance	Total Water Supply	Water Budget Variance	Shape Acres
SWSD GSA Billing Period (Jan 24 - Dec 24)	<div><div>Usage</div><div>Supply</div></div>	43.87 AF	16.11 AF	- AF	16.11 AF	27.76 AF	18.98

SWSD GSA

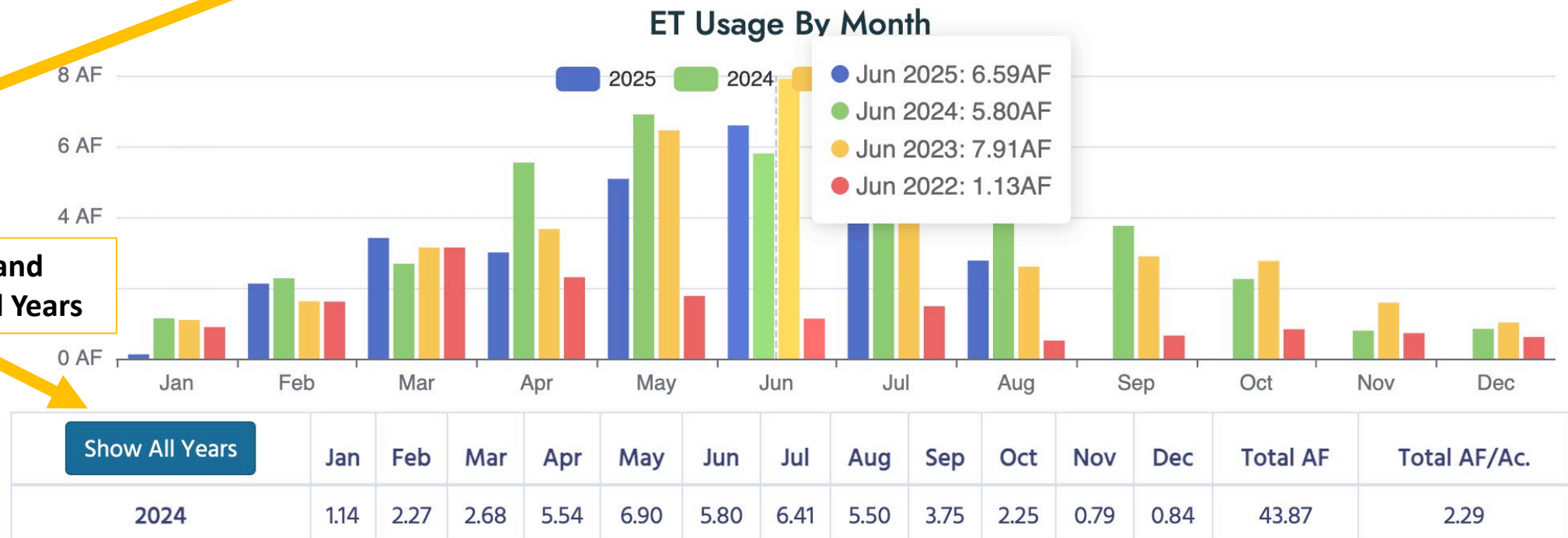
All

None

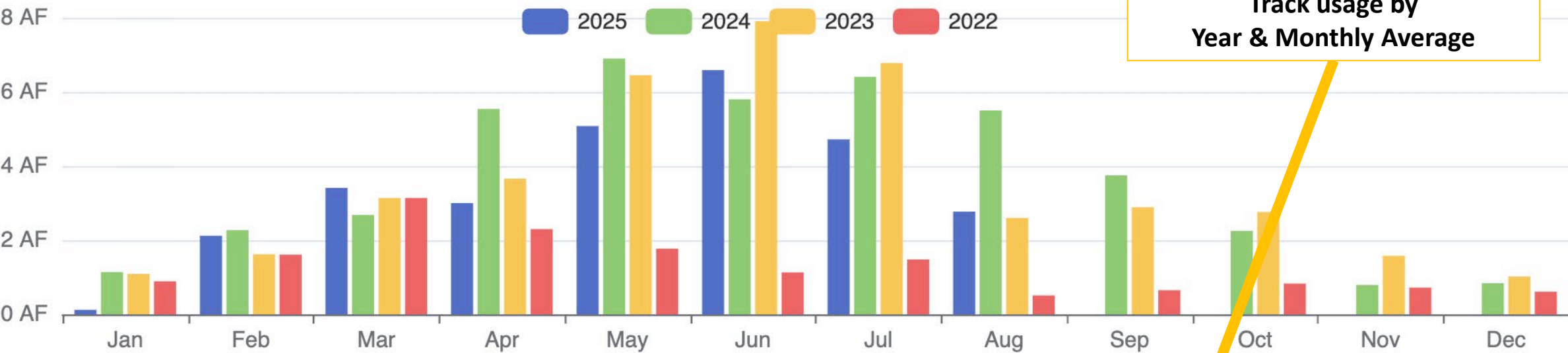
☒ 047-250-14

Filter APNs to see Usage & Budget Variance

**Click to Expand
And Show – All Years**



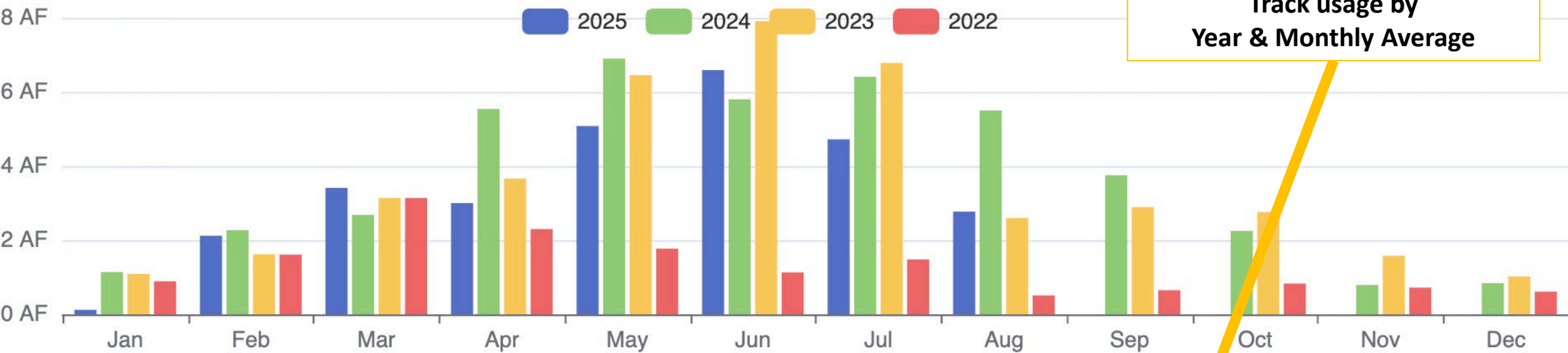
ET Usage By Month



Track usage by
Year & Monthly Average

<div>Hide All Years</div>	Jan	Feb	Mar	Apr	May	Jun	Jul	Aug	Sep	Oct	Nov	Dec	Total AF	Total AF/Ac.
2025	0.12	2.12	3.41	3.00	5.08	6.59	4.72	2.77	-	-	-	-	27.81	1.45
2024	1.14	2.27	2.68	5.54	6.90	5.80	6.41	5.50	3.75	2.25	0.79	0.84	43.87	2.29
2023	1.09	1.62	3.14	3.66	6.45	7.91	6.78	2.60	2.89	2.76	1.58	1.02	41.50	2.17
2022	0.89	1.61	3.14	2.30	1.77	1.13	1.48	0.51	0.65	0.83	0.72	0.61	15.64	0.82
Average	0.81	1.91	3.09	3.63	5.05	5.36	4.85	2.84	1.82	1.46	0.77	0.62	32.21	1.68

ET Usage By Month



Track usage by Year & Monthly Average

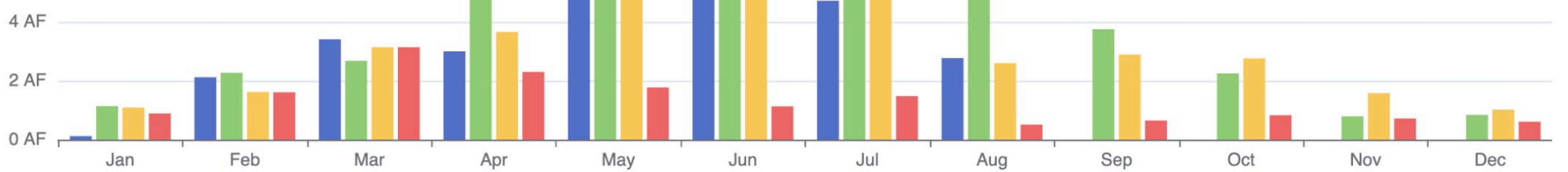
<div>Hide All Years</div>	Jan	Feb	Mar	Apr	May	Jun	Jul	Aug	Sep	Oct	Nov	Dec	Total AF	Total AF/Ac.
2025	0.12	2.12	3.41	3.00	5.08	6.59	4.72	2.77	-	-	-	-	27.81	1.45
2024	1.14	2.27	2.68	5.54	6.90	5.80	6.41	5.50	3.75	2.25	0.79	0.84	43.87	2.29
2023	1.09	1.62	3.14	3.66	6.45	7.91	6.78	2.60	2.89	2.76	1.58	1.02	41.50	2.17
2022	0.89	1.61	3.14	2.30	1.77	1.13	1.48	0.51	0.65	0.83	0.72	0.61	15.64	0.82
Average	0.81	1.91	3.09	3.63	5.05	5.36	4.85	2.84	1.82	1.46	0.77	0.62	32.21	1.68



Show All Years	Jan	Feb	Mar	Apr	May	Jun	Jul	Aug	Sep	Oct	Nov	Dec	Total AF	Total AF/Ac.
2024	1.14	2.27	2.68	5.54	6.90	5.80	6.41	5.50	3.75	2.25	0.79	0.84	43.87	2.29

Account Summary By Acre	Budget 2024	Actual 2024	2023 Year
Total Water Supply AF	0.15 AF/Ac	0.85 AF/Ac	0.96 AF/Ac
Consumptive Use (ET) AF/Ac	2.31 AF/Ac	2.31 AF/Ac	2.19 AF/Ac
Water Budget Variance AF	2.16 AF/Ac		1.23 AF/Ac

Account Summary	Budget 2024	Actual 2024	2023 Year
Contract Water ⓘ Based on estimated long-term reliability of 58%	- AF	- AF	- AF
Supplemental Water Varies by GPSC contribution by parcel	- AF	- AF	- AF
Native Groundwater 0.15 AF/Parcel Ac - \$0/AF	2.87 AF	2.87 AF	0.22 AF
Precipitation Based on actual 2024 precipitation	- AF	13.24 AF	17.96 AF
Consumptive Use Allowance ⓘ Varies by individual parcel water budget	- AF	- AF	- AF
Total Water Supply AF	2.87 AF	16.11 AF	18.18 AF
Consumptive Use (ET) AF	43.87 AF	43.87 AF	41.50 AF
Water Budget Variance AF	41.00 AF	27.76 AF	23.32 AF



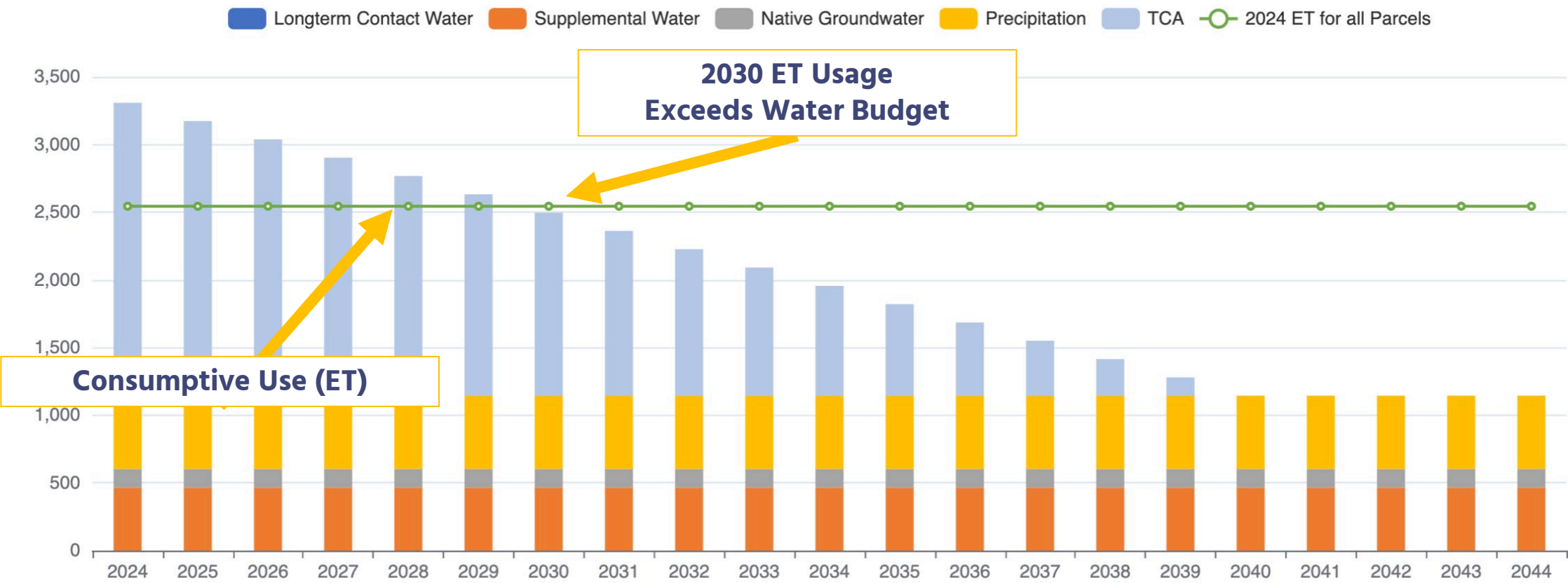
Show All Years	Jan	Feb	Mar	Apr	May	Jun	Jul	Aug	Sep	Oct	Nov	Dec	Total AF	Total AF/Ac.
2024	1.14	2.27	2.68	5.54	6.90	5.80	6.41	5.50	3.75	2.25	0.79	0.84	43.87	2.29

Account Summary By Acre	Budget 2024	Actual 2024	2023 Year
Total Water Supply AF	0.15 AF/Ac	0.85 AF/Ac	0.96 AF/Ac
Consumptive Use (ET) AF/Ac	2.31 AF/Ac	2.31 AF/Ac	2.19 AF/Ac
Water Budget Variance AF	2.16 AF/Ac	1.46 AF/Ac	1.23 AF/Ac

Account Summary	Budget 2024	Actual 2024	2023 Year
Contract Water ⓘ Based on estimated long-term reliability of 58%	- AF	- AF	- AF
Supplemental Water Varies by GPSC contribution by parcel	- AF	- AF	- AF
Native Groundwater 0.15 AF/Parcel Ac - \$0/AF	2.87 AF	2.87 AF	0.22 AF
Precipitation Based on actual 2024 precipitation	- AF	13.24 AF	17.96 AF
Consumptive Use Allowance ⓘ Varies by individual parcel water budget	- AF	- AF	- AF
Total Water Supply AF	2.87 AF	16.11 AF	18.18 AF
Consumptive Use (ET) AF	43.87 AF	43.87 AF	41.50 AF
Water Budget Variance AF	41.00 AF	27.76 AF	23.32 AF

20 Year Projection

Glide Path



Budget / Actual Summary by APN

Glide Path

Estimated Water Budget



Budget

Actual

Export

Parcel APN	Shape Acres	Long Term Contract AF	Supplemental Water	Native Yield	Precipitation	Temporary Consumptive Use Allowance	Total Water Supply (AF)	Total Water Supply (AF/Ac)	Consumptive Use (ET) (AF)	Consumptive Use (ET) (AF/Ac)	Water Budget Exceedance (AF)	Water Budget Exceedance (AF/Ac)	
	160.428 ac.	302.19	81.03	24.06	94.34	135.94	637.56	3.99	642.09	4.02	-4.53	-0.03	
	40.138 ac.	75.6	20.27	6.02	23.6	34.01	159.5	3.99	160.69	4.02	-1.19	-0.03	
	40.12 ac.	0	20.27	6.02	23.6	94.49	144.38	3.61	159.51	3.99	-15.13	-0.38	
	158.37 ac.	0	80.16	23.76	93.33	373.69	570.94	3.61	108.96	0.69	461.98	2.92	
	160.42 ac.	0	81.08	24.06	94.4	377.97	577.51	3.61	109.34	0.68	468.17	2.93	
	120.678 ac.	0	60.81	18.1	70.8	283.43	433.14	3.61	471.76	3.93	-38.62	-0.32	
	161.507 ac.	0	81.08	24.23	94.4	377.83	577.54	3.61	631.43	3.95	-53.89	-0.34	
	160.354 ac.	0	81.08	24.05	94.4	377.98	577.51	3.61	636.66	3.98	-59.15	-0.37	
Budget	1,002.015 ac.	377.79	505.78	150.3	588.87	2,055.34	3,678.08	29.64	2,920.44	2.93	757.64	1.08	

Budget / Actual Summary by APN

Glide Path

Actual Water Budget

														Budget Actual		Export
Parcel APN	Shape Acres	Long Term Contract AF	Supplemental Water	Native Yield	Precipitation	Temporary Consumptive Use Allowance	Total Water Supply (AF)	Total Water Supply (AF/Ac)	Consumptive Use (ET) (AF)	Consumptive Use (ET) (AF/Ac)	Water Budget Exceedance (AF)	Water Budget Exceedance (AF/Ac)				
	160.428 ac.	302.19	81.03	24.06	109.75	135.94	689.65	4.31	642.09	4.02	47.56	0.3				
	40.138 ac.	75.6	20.27	6.02	27.87	34.01	194.7	4.87	160.69	4.02	34.01	0.85				
	40.12 ac.	0	20.27	6.02	27.72	94.49	185.18	4.63	159.51	3.99	25.67	0.64				
	158.37 ac.	0	80.16	23.76	110.81	373.69	588.42	3.72	108.96	0.69	479.46	3.03				
	160.42 ac.	0	81.08	24.06	112.73	377.97	595.84	3.72	109.34	0.68	486.5	3.04				
	120.678 ac.	0	60.81	18.1	84.68	283.43	483.69	4.03	471.76	3.93	11.93	0.1				
	161.507 ac.	0	81.08	24.23	113.03	377.83	632.85	3.96	631.43	3.95	1.42	0.01				
	160.354 ac.	0	81.08	24.05	112.92	377.98	632.69	3.95	636.66	3.98	-3.97	-0.02				
Actual	1,002.015 ac.	377.79	505.78	150.3	699.51	2,055.34	4,003.02	33.19	2,920.44	2.93	1,082.58	1.08				


Estimated Annual Budget Projection

Glide Path

Temporary Consumptive Use Allowance
Adjustment Current Year - 2040

Based on Current Year
Consumptive Use (ET)

Estimated 2024 through 2044 Water Budget



Year	Long Term Contact (AF)	Supplemental Water	Native Yield	Precipitation	Temporary Consumptive Use Allowance	Consumptive Use (ET) (AF)	Total Water Supply (AF)	Total Water Supply (AF/Ac)
2024	377.79	505.78	150.3	588.87	2,054.98	2920.44	3,677.72	3.68
2025	377.79	505.78	150.3	588.87	1,926.55	2920.44	3,549.29	3.56
2026	377.79	505.78	150.3	588.87	1,798.11	2920.44	3,420.85	3.43
2027	377.79	505.78	150.3	588.87	1,669.67	2920.44	3,292.41	3.3
2028	377.79	505.78	150.3	588.87	1,541.24	2920.44	3,163.98	3.17
2029	377.79	505.78	150.3	588.87	1,412.8	2920.44	3,035.54	3.04
2030	377.79	505.78	150.3	588.87	1,284.37	2920.44	2,907.11	2.91
2031	377.79	505.78	150.3	588.87	1,155.93	2920.44	2,778.67	2.78
2032	377.79	505.78	150.3	588.87	1,027.49	2920.44	2,650.23	2.66
2033	377.79	505.78	150.3	588.87	899.06	2920.44	2,521.8	2.53
2034	377.79	505.78	150.3	588.87	770.62	2920.44	2,393.36	2.4
2035	377.79	505.78	150.3	588.87	642.18	2920.44	2,264.92	2.27
2036	377.79	505.78	150.3	588.87	513.75	2920.44	2,136.49	2.14
2037	377.79	505.78	150.3	588.87	385.31	2920.44	2,008.05	2.01
2038	377.79	505.78	150.3	588.87	256.87	2920.44	1,879.61	1.88
2039	377.79	505.78	150.3	588.87	128.44	2920.44	1,751.18	1.75
2040	377.79	505.78	150.3	588.87	0	2920.44	1,622.74	1.63
2041	377.79	505.78	150.3	588.87	0	2920.44	1,622.74	1.63
2042	377.79	505.78	150.3	588.87	0	2920.44	1,622.74	1.63

Usage By Parcel

Usage By Month

Current Year
Consumptive Use (ET)

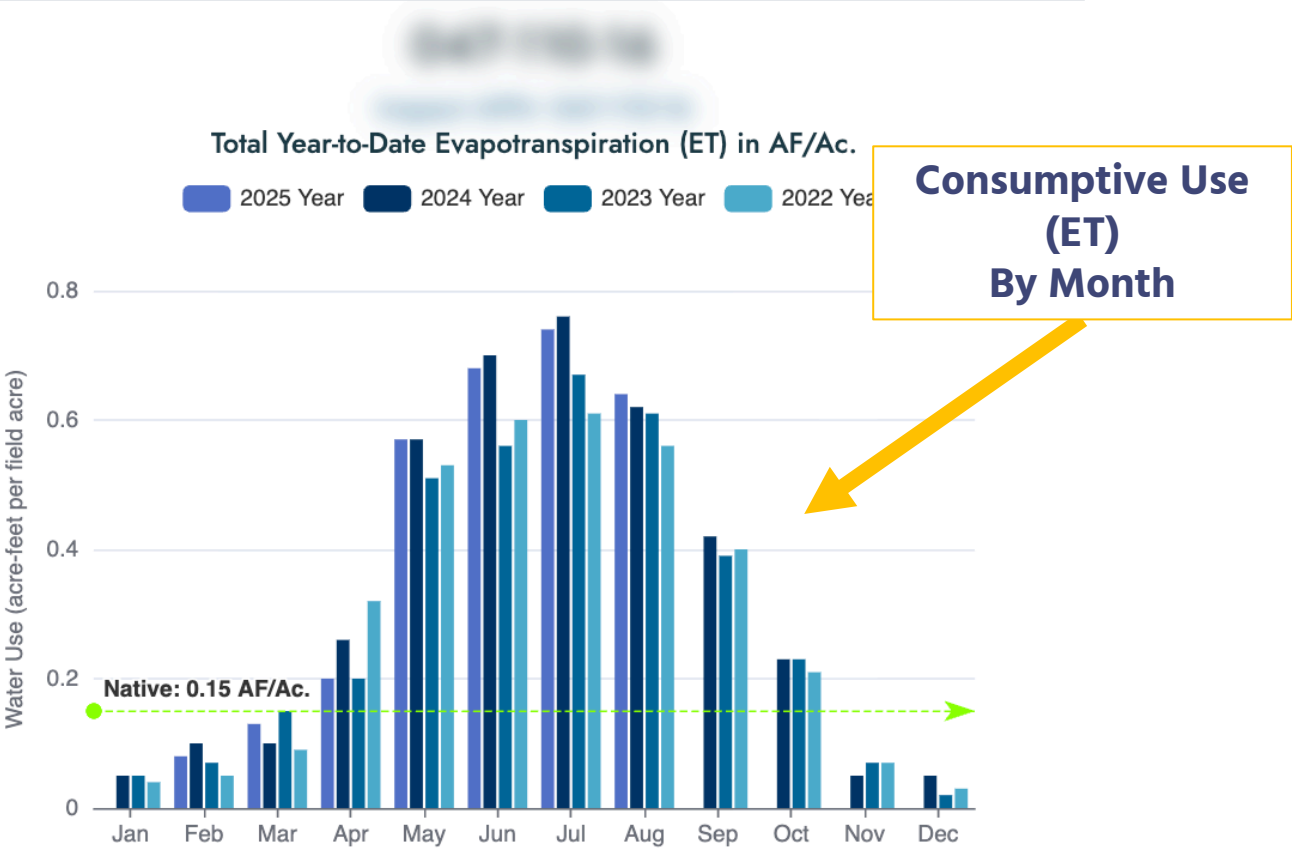
Usage By Parcel

Usage By Crop

Viewing in Units of AF/Ac. Ac.Ft. Export Data

Sort Name Asc Filters: GSA Crop Filter Parcels Search Clear All Filters

Parcel Name	Field Acres	YTD Usage (AF)	YTD Usage (AF/Field Ac.)
WY2024 Account Total	1001.97	2920.44	2.91
SWSD GSA 2024 Total	1001.97	2920.44	2.91
Pistachios	160.34	636.66	3.97
Pistachios	161.49	631.43	3.91
Pistachios	120.67	471.76	3.91
Fallow,Field Corn,Irrigation Ponding Basin,Ponding basin or Tail Pits,Ponding-Tailwater Basin,Tomato	160.4	109.34	0.68
Fallow,Field Corn,Non Ag-Residence,Tomato,Waste & Misc,Wells & Pumps	158.35	108.96	0.69
Pistachios	40.35	159.51	3.95
Pistachios	40.62	160.69	3.96



Usage By Parcel

Usage By Month

Current Year
Consumptive Use (ET)

Usage By Parcel

Usage By Crop

Viewing in Units of

AF/Ac.

Ac.Ft.

Export Data

Sort

Name

Asc

Filters:

GSA

Crop

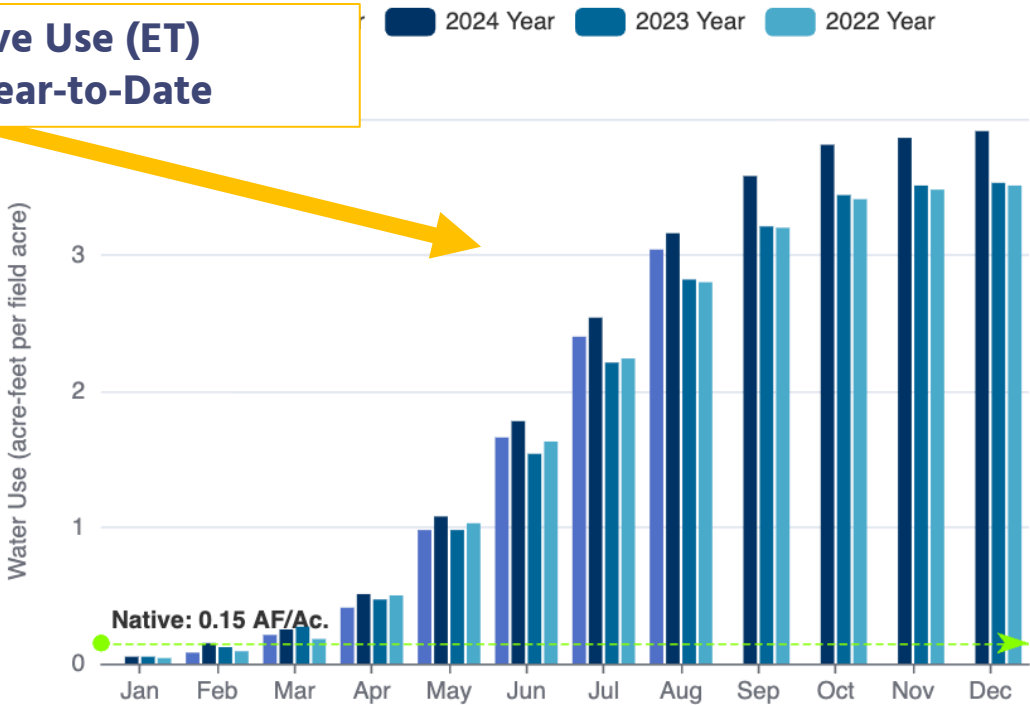
Filter Parcels

Search

Clear All Filters

Parcel Name	Field Acres	YTD Usage (AF)	YTD Usage (AF/Field Ac.)
WY2024 Account Total	1001.97	2920.44	2.91
SWSD GSA 2024 Total	1001.97	2920.44	
	160.34	636.66	
Pistachios			
	161.49	631.43	3.91
Pistachios			
	120.67	471.76	3.91
Pistachios			
	160.4	109.34	0.68
Fallow,Field Corn,Irrigation Ponding Basin,Ponding basin or Tail Pits,Ponding-Tailwater Basin,Tomato			
	158.35	108.96	0.69
Fallow,Field Corn,Non Ag-Residence,Tomato,Waste & Misc,Wells & Pumps			
	40.35	159.51	3.95
Pistachios			
	40.62	160.69	3.96

Total Year-to-Date Evapotranspiration (ET) in AF/Ac.



Usage By Crop

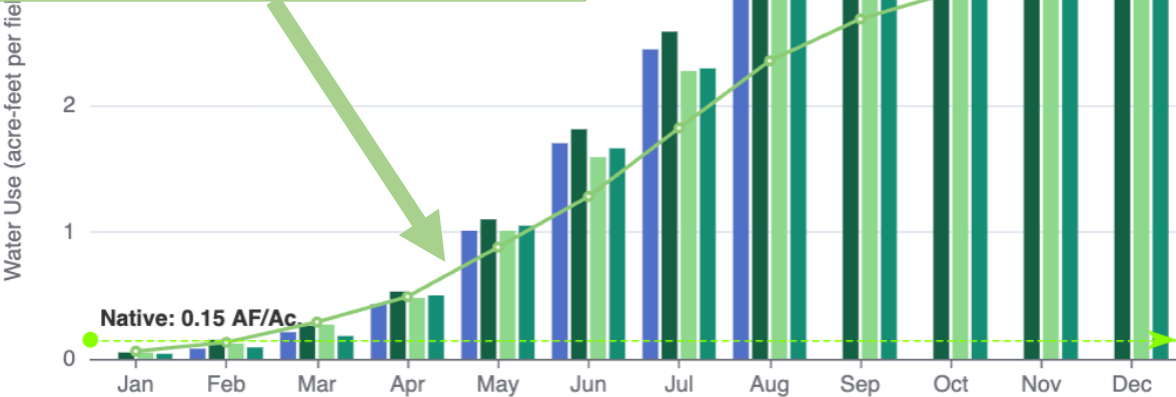
Usage By Month

Water use by Pistachios

Total Year-to-Date Evapotranspiration (ET) in AF/Ac.

2025 Year 2024 Year 2023 Year 2022 Year Avg ETa in SWSDGSA

Average Consumptive Use (ET) For Pistachios in Semitropic



*Groundwater allocations are calculated using parcel acres (acre-feet per parcel acre).
ETa is estimated by field (acre-feet per field acre).

Annual Consumptive Use (ET) For Pistachios

Average Annual Consumptive Use (ET) For Pistachios in Semitropic

*Groundwater allocations are calculated using parcel acres (acre-feet per parcel acre).
ETa is estimated by field (acre-feet per field acre).

YTD Water Use (AF/Ac.)

Monthly Water Use (AF/Ac.)

Viewing in Units of

AF/Ac.

Ac.Ft.

Export Data

Year	Jan	Feb	Mar	Apr	May	Jun	Jul	Aug	Sep	Oct	Nov	Dec
Avg AF/Ac.	0.05	0.11	0.23	0.48	1.04	1.69	2.58	3.00	3.38	3.61	3.67	3.71
2024 AF/Ac.	0.05	0.15	0.26	0.53	1.10	1.81	2.58	3.20	3.62	3.85	3.90	3.95
2023 AF/Ac.	0.05	0.12	0.27	0.48	1.01	1.59	2.27	2.88	3.28	3.51	3.58	3.60
2022 AF/Ac.	0.04	0.09	0.18	0.50	1.05	1.66	2.29	2.85	3.25	3.47	3.54	3.57

Average Water use by Pistachios in SWSD GSA

Year	Jan	Feb	Mar	Apr	May	Jun	Jul	Aug	Sep	Oct	Nov	Dec
Avg	0.05	0.12	0.25	0.47	0.89	1.39	1.93	2.44	2.77	2.98	3.03	3.06
2024	0.05	0.16	0.29	0.56	1.00	1.53	2.14	2.69	3.05	3.26	3.31	3.36
2023	0.06	0.13	0.29	0.49	0.88	1.28	1.82	2.35	2.68	2.89	2.95	2.96
2022	0.04	0.10	0.20	0.43	0.84	1.30	1.79	2.24	2.59	2.78	2.84	2.87

Invoice Summary Exceedance/Variance

Invoice

2024 SWSDGSA Invoice



Semitropic Groundwater Sustainability Agency (GSA)
1101 Central Avenue Wasco, CA 93280
(661) 758-5113

**Exceedance Total
& Total Penalty Fee**

**Invoices will only be
generated for accounts with a
Water Budget Exceedance**

Bill To:
Don Smith

INVOICE

Summary Period: Jan 01, 2024 - Dec 31, 2024
Water Account #: WA0008679

2024 ET (All Lands):	43.87 Acre-feet
2024 Available Water Budget:	16.11 Acre-feet
Water Budget Exceedance/Variance:	+27.76 Acre-feet

Budget Exceedance Penalty (Rate): 500 \$/Acre-feet
Total Budget Exceedance Penalty: \$13,880.00
If Water Budget Exceedance/Variance is negative then there is no penalty.

Water Budget Summary

Invoice

Water Budget Summary
For the Account

Table 2: Water Budget Summary for the 2024 Water Year

Description	Supply [AF]	Unit	Description
Contract Water	+0.00	Acre-feet	Based on estimated long-term reliability of 58%
Supplemental Water	+0.00	Acre-feet	Varies by GPSC contribution by parcel
Precipitation	+13.24	Acre-feet	Based on actual 2024 precipitation
Native Groundwater	+2.87	Acre-feet	Based on 0.15 acre-feet per acre of total shape acres
Consumptive Use Allowance	+0.00	Acre-feet	Varies by individual parcel water budget
Total Consumptive Use Budget	+16.11	Acre-feet	

Water Budget Summary
For by APN

Summary of Measured Water Supply & Usage in Year 2024
(January 01, 2024 - December 31, 2024)

Land Parcels APN #*	Shape Acres	Contract Entitlement AF	Estimated Long- Term Reliable Supply AF	Supplemental Water (AF)	Native Groundwater Yield (AF)	Precipitation (AF)	Temporary Consumptive-Use Allowance (AF)	Total Water Supply (AF)	Water Demand (ET) (AF)
047-250-14	19.16	0.00	0.00	0.00	2.87	13.24	0.00	16.11	43.87
	19.16	0.00	0.00	0.00	2.87	13.24	0.00	16.11	43.87